

Logical Reasoning

Test 1



Solutions Booklet

Instructions

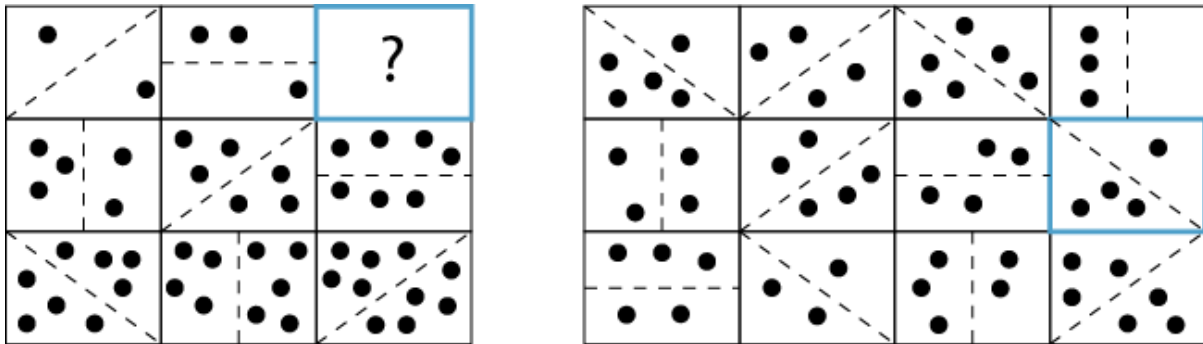
This test contains **10 questions**. There is an overall time limit of **11 minutes** for the test or around **70 seconds** per question.

In each question you will be presented with grid of symbols. You will need to determine which of the possible answers best matches the missing symbol in the grid denoted by a question mark.

Each question will have 1 correct answer from a choice of 5 possible answers, and you must select the most correct option.

Try to find a time and place where you will not be interrupted during the test. The test will begin on the next page.

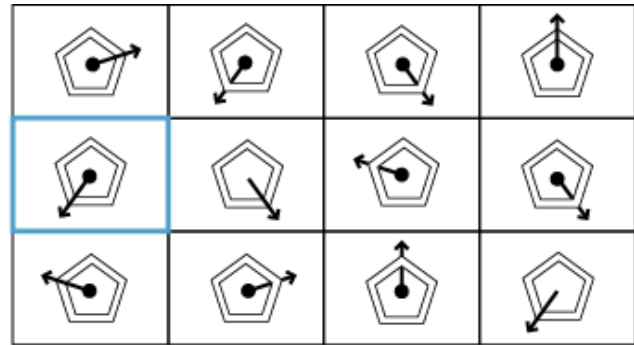
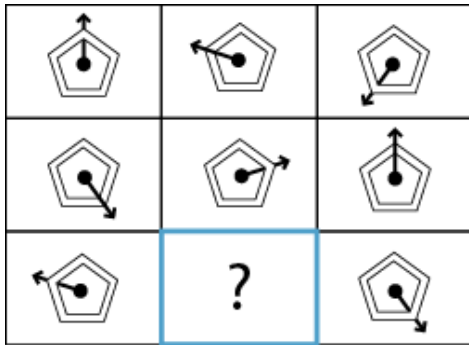
Q1 What replaces the question mark?



Rule 1: From top to bottom, the dotted line rotates 45° counterclockwise each time. This pattern continues onto the next column.

Rule 2: From left to right, the total number of shaded circles in each box increases by one each time. This pattern continues onto the next row.

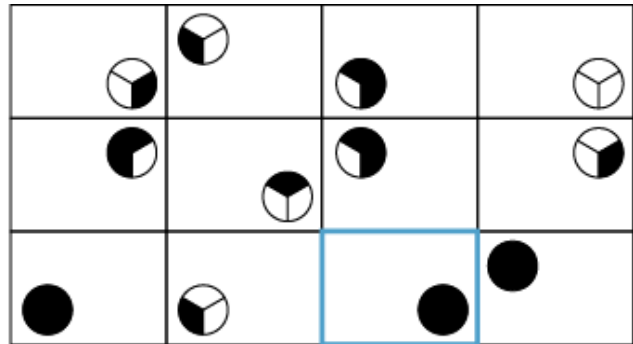
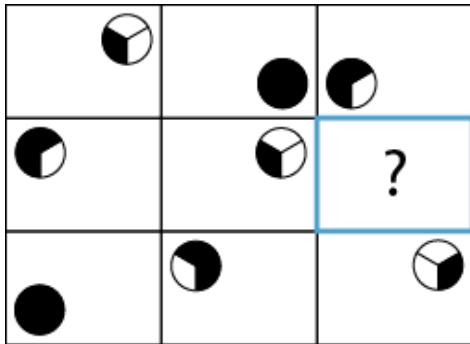
Q2 What replaces the question mark?



Rule 1: From left to right, the arrow moves one place counterclockwise around the pentagon each time. This pattern continues onto the next row.

Rule 2: From left to right, the arrow alternates between being in front of and behind the pentagon. This pattern continues onto the next row.

Q3 What replaces the question mark?



Rule 1: From left to right, the circle moves one place clockwise around the box each time. This pattern continues onto the next row.

Rule 2: Each row and column has one contains one circle with one shaded segment, one with two shaded segments and one with three shaded segments.

Q4 What replaces the question mark?

?		

Rule 1: The total number of stars in each box is equal to the total number of edges on the large shape in each box.

Rule 2: When the stars are shaded, the large shape is also shaded.

Q5 What replaces the question mark?

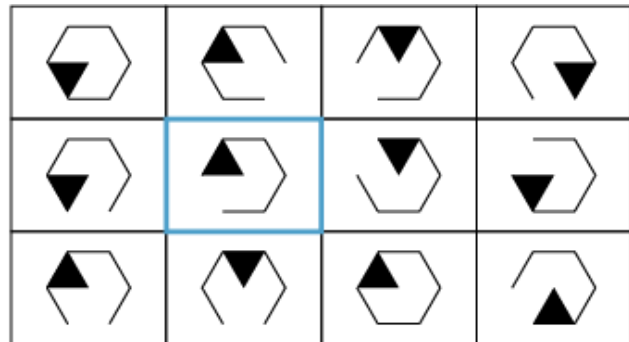
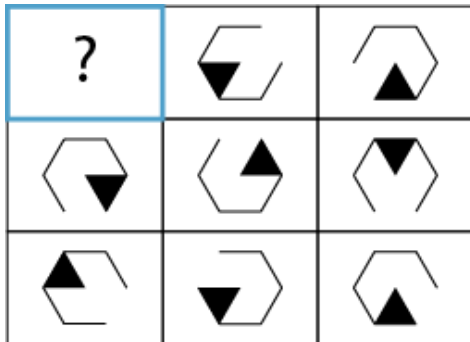
☒□□□□	□⊕□□□	□□☒□□
□□□⊕□	□□□□☒	⊕□□□□
□☒□□□	?	□□□☒□

☒□□□□	□□□⊕□	□□⊕□□	☒□□⊕□
□□☒□□	⊕□□□□	□□□□☒	□□□□□
□□□□⊕	□□□☒□	□⊕□□□	□☒□□□

Rule 1: From left to right, the crossed square moves one place to the right each time. This pattern continues onto the next row.

Rule 2: The cross alternates between being vertical/horizontal and diagonal each time.

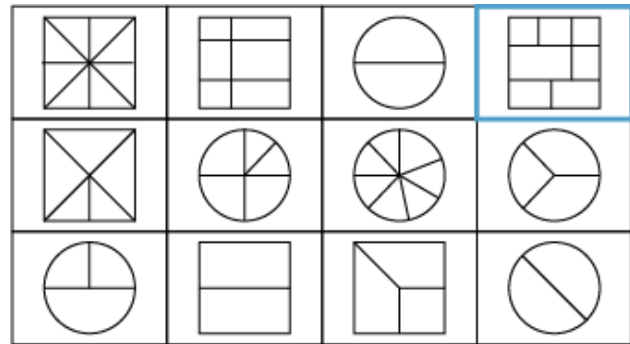
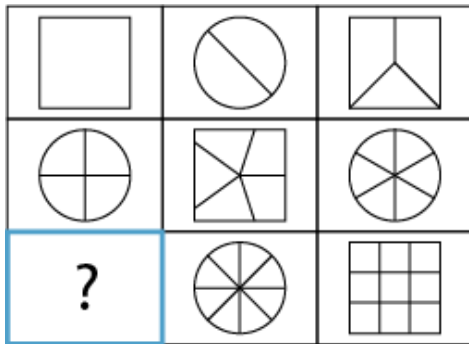
Q6 What replaces the question mark?



Rule 1: From top to bottom, the missing edge of the hexagon moves one place counterclockwise each time. This pattern continues onto the next column.

Rule 2: From left to right, the shaded segment of the hexagon moves one place counterclockwise each time. This pattern continues onto the next row.

Q7 What replaces the question mark?



Rule 1: From left to right, the large shape alternates between square and circle. This pattern continues onto the next row.

Rule 2: From left to right, the total number of segments of the large shape increases by one each time. This pattern continues onto the next row.

Q8 What replaces the question mark?

Rule 1: From left to right, two new lines are added to the box each time.

Rule 2: From left to right, a new circle is added to the box each time.

Q9 What replaces the question mark?

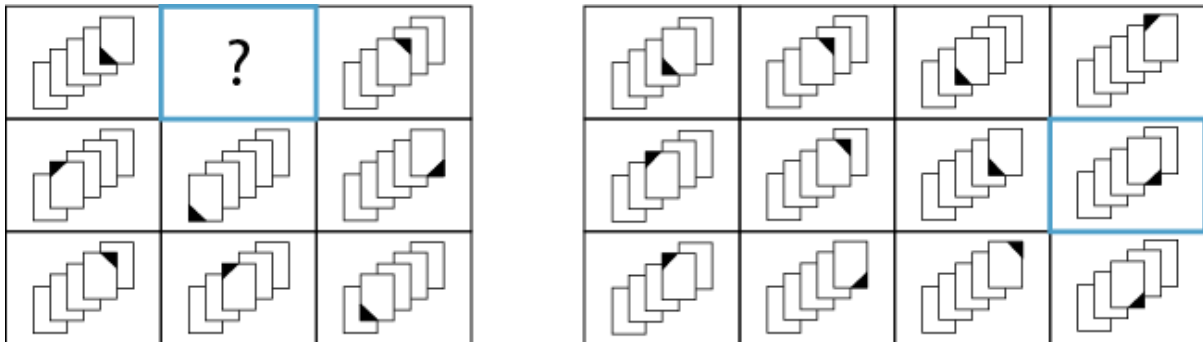
⌌		⌌
	⌌	
⌌	?	⌌
		⌌

	⌌	⌌	⌌	⌌
	⌌	⌌	⌌	
	⌌		⌌	⌌
⌌	⌌		⌌	

Rule 1: From top to bottom, the symbol moves one place counterclockwise around the box each time. This pattern continues onto the next column.

Rule 2: From top to bottom, the symbol rotates 90° clockwise each time. This pattern continues onto the next column.

Q10 What replaces the question mark?



Rule 1: From left to right, the panel in the foreground moves one place to the left each time. This pattern continues onto the next row.

Rule 2: From top to bottom, the shaded corner moves one place clockwise around the foreground panel. This pattern continues onto the next column.

End of test